



Katie Hobbs
Governor

OFFICE OF ECONOMIC OPPORTUNITY

1400 WEST WASHINGTON STREET SUITE 3300
PHOENIX, ARIZONA 85007

Carlos Contreras
Director

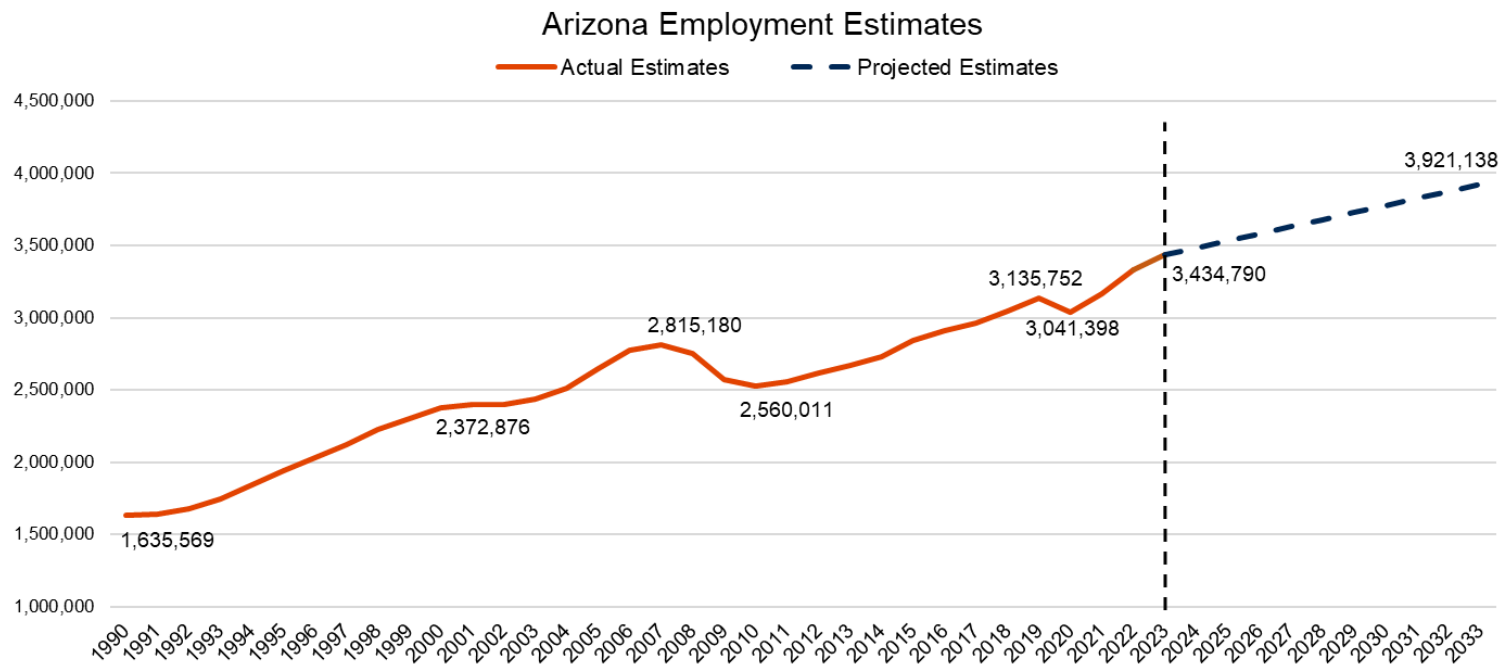
October 31, 2024

Arizona 2023-2033 Projected Employment Report: State Projected to Add 486,348 Jobs over Next 10 Years

Summary

The Office of Economic Opportunity (OEO) is projecting Arizona employment to increase to 3,921,138 jobs in 2033 from 3,434,790 jobs in 2023. This represents growth of 486,348 jobs (1.3% annual change). By comparison, United States employment is projected to grow by 0.4% annually from 2023 to 2033. Over the previous ten years (2013 to 2023), Arizona employment increased by 765,935 jobs (2.6% annual change), to 3,434,790 jobs in 2023 from 2,668,855 jobs in 2013. By comparison, United States employment grew 1.3% annually from 2013 to 2023.

Figure 1



Source: Arizona Office of Economic Opportunity

NOTE: 2023-2033 numbers reflect average ten-year projected growth. Only 2033 employment values were estimated for this release. Employment values from 2024-2032 are not official projected estimates and are included for continuity purposes only.

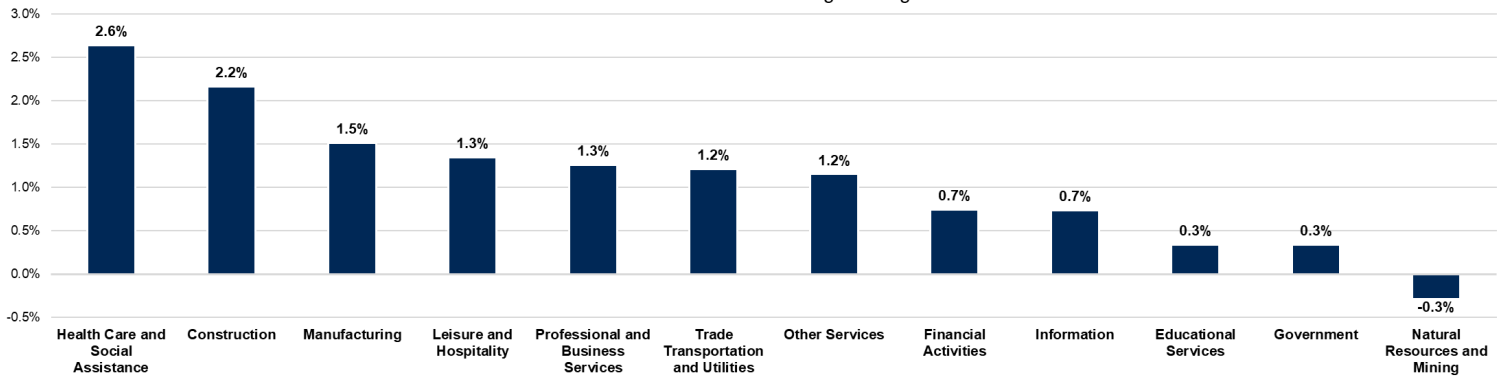
Supersector Employment

Eleven Arizona supersectors are projected to gain jobs, with Health Care and Social Assistance (2.6% annualized growth) and Construction (2.2% annualized growth) projected to record the strongest job growth rates. Health Care and Social Assistance (13,753 jobs annually) and Trade, Transportation, and Utilities (8,041 jobs annually) are projected to record the largest numerical job gains.

Natural Resources and Mining employment is the only supersector projected to record job losses (-0.3% annualized growth). Supersectors projected to record the slowest growth rates include Government (0.3% annualized growth), Educational Services (0.3%), and Information (0.7% annualized growth). Government (564 jobs annually) and Information (371 jobs annually) are also projected to record the fewest numerical job gains.

Figure 2

Arizona Industry Employment
2023-2033 Annualized Percentage Change



Source: Produced by the Arizona Office of Economic Opportunity in cooperation with the U.S. Dept of Labor, Employment and Training Administration (ETA)

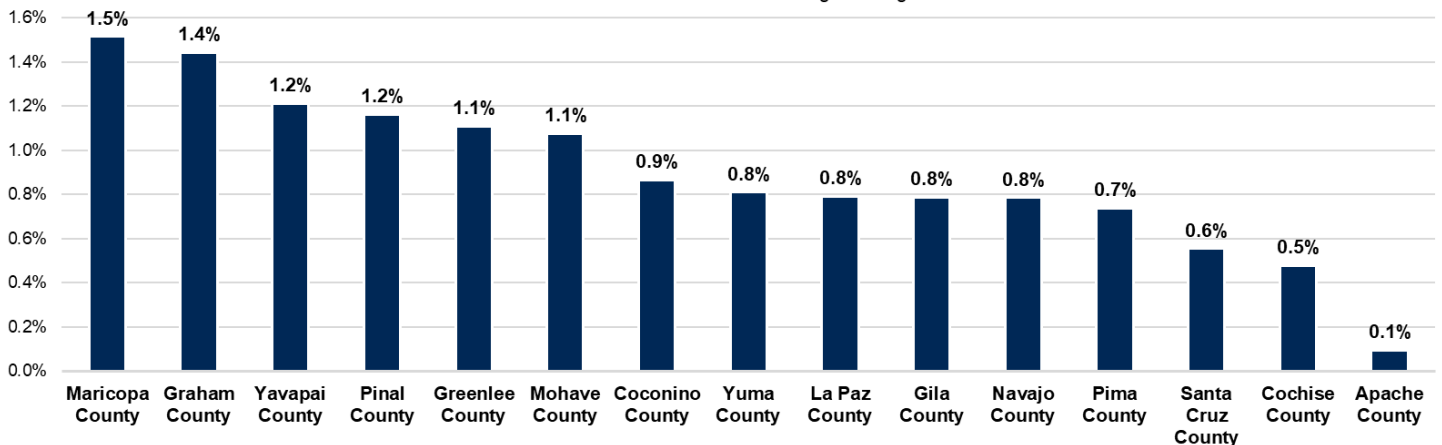
County Employment Growth

Gains are projected in all 15 counties over the ten-year forecast period. Maricopa County (1.5% annualized growth) and Graham County (1.4% annualized growth) are projected to record the strongest job growth rates. Maricopa County (40,211 jobs annually) and Pima County (3,284 jobs annually) are projected to record the largest numerical job gains.

Counties projected to record the slowest rates of job growth include Apache County (0.1% annualized growth) and Cochise County (0.5% annualized growth). Apache County (18 jobs annually) and La Paz County (60 jobs annually) are projected to record the fewest numerical job gains.

Figure 3

Arizona County Employment
2023-2033 Annualized Percentage Change



Source: Produced by the Arizona Office of Economic Opportunity in cooperation with the U.S. Dept of Labor, Employment and Training Administration (ETA)

Projections Assumptions and Considerations

The Office of Economic Opportunity made the following economic assumptions when creating the projected employment estimates:

- No major economic or political disruptions will occur during the projected period.
- Government agencies will operate within their budgets.
- The U.S. economic framework will not differ significantly from the framework in the base year.
- Long-term employment patterns will continue in most industries during the projected period.
- Arizona's population growth will continue to be among the fastest in the nation.
- Demand for healthcare services will increase as population demographics shift.